




# HPC-B

## Multi-Split Heat Pump Systems

R454b Model



The HPC multi-split heat pump system provides quiet, powerful performance with a high efficiency inverter outdoor heat pump, matched with two to five indoor fan coils.

Our advanced inverter technology delivers powerful heating and cooling performance while consuming less energy and using less space than a standard 1:1 split system.

Several styles and sizes of indoor units are available, to suit any application.

R454b









Ducted and Non-Ducted units can be combined, for greater design flexibility.

One outdoor heat pump can power 2 to 5 indoor units, and each indoor unit can be controlled independently for maximum efficiency and comfort.



## Ultimate Flexibility / Ultimate Comfort

				
	<b>18HPC2-HH-B</b>	<b>24HPC3-HH-B</b>	<b>36HPC4-HH-B</b>	<b>42HPC5-XX-B</b>
	2 Zones Max	3 Zones Max	4 Zones Max	5 Zones Max
<b>High Wall</b>				
7HHW0-HP-B	✓	✓	✓	✓
9HHW0-HP-B	✓	✓	✓	✓
12HHW0-HP-B	✓	✓	✓	✓
18HHW0-HP-B		✓	✓	✓
24HHW0-HP-B			✓	✓
<b>4-Way Ceiling Cassette</b>				
9FWC0-HP-B	✓	✓	✓	✓
12FWC0-HP-B	✓	✓	✓	✓
18FWC0-HP-B		✓	✓	✓
24FWC0-HP-B			✓	✓
<b>Horizontal Ducted Soffit</b>				
9DFC0-HP-B	✓	✓	✓	✓
12DFC0-HP-B	✓	✓	✓	✓
18DFC0-HP-B		✓	✓	✓
24DFC0-HP-B			✓	✓

Outdoor HP	Indoor Fan Coil Type	SEER2	EER2	HSPF2	BTU Cooling	BTU Heating	Heating @ 5°F	AHRI Ref
<b>18HPC2-HH-B</b>	Ducted Only (DFC)	17.50	12.0	9.4	18,000	18,000	17,000	215731791
	Non-Ducted Only (HHW and FWC)	22.00	13.3	10.0	18,000	18,000	18,000	214728292
	Mixed (DFC, HHW and FWC)	19.75	12.7	9.7	18,000	18,000	17,400	215735549
<b>24HPC3-HH-B</b>	Ducted Only (DFC)	18.00	11.5	8.8	27,000	27,000	26,400	215735550
	Non-Ducted Only (HHW and FWC)	23.00	12.9	10.0	27,000	27,000	27,000	214728293
	Mixed (DFC, HHW and FWC)	20.50	12.2	9.4	27,000	27,000	26,600	215735551
<b>36HPC4-HH-B</b>	Ducted Only (DFC)	19.00	12.9	9.0	36,000	36,000	32,400	215735344
	Non-Ducted Only (HHW and FWC)	22.00	12.9	10.0	36,000	36,000	36,000	215735345
	Mixed (DFC, HHW and FWC)	20.50	12.9	9.5	36,000	36,000	34,200	215735346
<b>42HPC5-XX-B</b>	Ducted Only (DFC)	18.00	11.4	8.8	42,000	45,000	34,000	215735341
	Non-Ducted Only (HHW and FWC)	22.00	12.0	9.5	42,000	48,000	36,000	215735342
	Mixed (DFC, HHW and FWC)	20.00	11.8	9.2	42,000	46,500	35,000	215735343

Indoor units combined can be sized up to 30% above the outdoor unit size. Please refer to combo tables.

## High Wall

Model Name		7HHW0-HP-B	9HHW0-HP-B	12HHW0-HP-B	18HHW0-HP-B	24HHW0-HP-B
Performance						
Cooling capacity	Btu/h	7,000	9,000	12,000	18,000	23,400
Heating capacity	Btu/h	8,500	9,500	13,000	19,000	26,000
Power	V/Hz/f	208~230/60/1	208~230/60/1	208~230/60/1	208~230/60/1	208~230/60/1
Power input	W	25	25	25	35	35
Rated current	A	0.11	0.11	0.11	0.17	0.17
Degrees of protection		IPX0	IPX0	IPX0	IPX0	IPX0
Air flow	m3/h	580	580	620	1100	1200
	CFM	341	341	365	647	706
Noise Level (Sound Pressure)	dB(A) (Max/Min)	39/30	39/30	39/30	45/37	47/42
Net Dimension (WxHxD)	mm	950x272x207	950x272x207	950x272x207	1219x320x235	1219x320x235
	inch	37-3/8x10-3/4x8-1/8	37-3/8x10-3/4x8-1/8	37-3/8x10-3/4x8-1/8	48x12-5/8x9-1/4	48x12-5/8x9-1/4
Net Weight	kg	9	9	9	14.5	14.5
	lbs	19.84	19.84	19.84	31.97	31.97
Package Dimension (WxHxD)	mm	1000x335x260	1000x335x260	1000x335x260	1315x392x318	1315x392x318
	inch	39-3/8x13-3/16x6-3/8	39-3/8x13-3/16x6-3/8	39-3/8x13-3/16x6-3/8	51-3/4x15-7/16x12-1/2	51-3/4x15-7/16x12-1/2
Gross Weight	kg	11	11	11	17	17
	lbs	24.25	24.25	24.25	37.48	37.48
Diameter(Liquid)	mm	6.35	6.35	6.35	6.35	9.52
	inch	1/4	1/4	1/4	1/4	3/8
Diameter(Gas)	mm	9.52	9.52	9.52	12.7	15.88
	inch	3/8	3/8	3/8	1/2	5/8



7HHW0-HP-B  
9HHW0-HP-B  
12HHW0-HP-B



18HHW0-HP-B  
24HHW0-HP-B

## Four Way Cassette

Model Name		9FWC0-HP-B	12FWC0-HP-B	18FWC0-HP-B	24FWC0-HP-B
Performance					
Cooling capacity	Btu/h	9000	12000	18000	24000
Heating capacity	Btu/h	10200	13500	19000	24000
Power	V/Hz/f	208~230/60/1	208~230/60/1	208~230/60/1	208~230/60/1
Power input	W	57	57	80	80
Rated current	A	0.25	0.25	0.4	0.4
Degrees of protection		IPX4	IPX0	IPX0	IPX0
Air flow	m3/h	520	600	950	1200
	CFM	306	353	559	647
Noise Level (Sound Pressure)	dB(A) (Max/Min)	38/31	42/33	38/34	44/38
Net Dimension (WxHxD)	mm	570×215×570	570×215×570	840×248×840	840×248×840
	inch	22-7/16x8-7/16x22-7/16	22-7/16x8-7/16x22-7/16	33-1/8x9-3/4x33-1/8	33-1/8x9-3/4x33-1/8
Net Weight	kg	14.5	15.5	25	27
	lbs	32	34	56	59.5
Package Dimension (WxHxD)	mm	730×292×668	730×292×668	996×956×370	996×956×370
	inch	28-3/4x11-1/2x26-5/16	28-3/4x11-1/2x26-5/16	39-1/4 x37-5/8 x14-5/8	39-1/4 x37-5/8 x14-5/8
Gross Weight	kg	17.5	18.5	34	36
	lbs	38.5	40.5	76	79.5
Diameter(Liquid)	mm	6.35	6.35	6.35	9.52
	inch	1/4	1/4	1/4	3/8
Diameter(Gas)	mm	9.52	9.52	12.7	15.88
	inch	3/8	3/8	1/2	5/8



9FWC0-HP-B  
12FWC0-HP-B



18FWC0-HP-B  
24FWC0-HP-B

## Horizontal Ducted Soffit

Model Name		9DFC0-HP-B	12DFC0-HP-B	18DFC0-HP-B	24DFC0-HP-B
Performance					
Cooling capacity	Btu/h	9,000	12,000	18,000	24,000
Heating capacity	Btu/h	11,000	12,000	18,000	28,000
Power	V/Hz/f	208~230/60/1	208~230/60/1	208~230/60/1	208~230/60/1
Power input	W	750	1091	1670	2290
Rated current	A	3.7	4.8	7.6	10.3
Air flow (H/M/L)	m3/h	520 / 435 / 350	550 / 484 / 400	900 / 750 / 630	1200 / 1000 / 850
	CFM	309 / 259 / 208	324 / 285 / 235	529 / 441 / 371	706 / 590 / 500
External Static Pressure Range	Pascal	0 - 50	0 - 50	0 - 50	25 - 100
	in/WG	0 - 0.20	0 - 0.20	0 - 0.20	0.10 - 0.40
Noise Level (Sound Pressure)	dB(A) (H/M/L)	29/27/26	36/34/33	38/37/36	42/38/36
Net Dimension (WxHxD)	mm	910x190x447	910x190x447	1180x190x447	900x270x720
	inch	35-7/8x7-1/2x17-5/8	35-7/8x7-1/2x17-5/8	46-1/2x7x1/2x17-5/8	35-3/8x10-5/8x28-3/8
Net Weight	kg	18.0	18.0	22.5	30.0
	lbs	39.7	39.7	49.6	66.1
Package Dimension (WxHxD)	mm	1080x285x565	1080x285x565	1350x285x565	1170x340x870
	inch	42-1/2x11-1/4x22-1/4	42-1/2x11-1/4x22-1/4	53-1/8x11-1/4x22-1/4	46x13-3/8x34-1/4
Gross Weight	kg	21.0	21.0	26.0	35.0
	lbs	46.3	46.3	57.3	77.2
Diameter(Liquid)	mm	6.35	6.35	6.35	6.35
	inch	1/4	1/4	1/4	1/4
Diameter(Gas)	mm	9.52	9.52	12.7	12.7
	inch	3/8	3/8	1/2	1/2



9DFC0-HP-B  
12DFC0-HP-B



18DFC0-HP-B



24DFC0-HP-B

## Outdoor Multi-Split Heat Pump

Model Name		18HPC2-HH-B	24HPC3-HH-B	36HPC4-HH-B	42HPC5-XX-B
<b>Performance</b>					
Rated Cooling Capacity (95°F)	Btu/h	18,000	27,000	36,000	42,000
Cooling Capacity Range (95°F)	Btu/h	9,000 - 22,000	9,000 - 31,000	9,000 - 46,800	9,000 - 54,600
Rated Heating Capacity (47°F)	Btu/h	18,000	27,000	36,000	48,000
Heating Capacity Range (47°F)	Btu/h	14,500 - 30,000	20,100 - 44,000	9,000 - 54,000	9,000 - 58,000
<b>Sound</b>					
Outdoor Noise Level (Full)	dB(A)	55	62	64	64
<b>Electrical</b>					
Power	V/Hz/f	208~230/60/1	208~230/60/1	208~230/60/1	208~230/60/1
Rated Current Cooling	A	6.3	9.3	12.8	15.5
Rated Input Power Cooling	W	1350	2100	2802	3500
Rated Current Heating	A	6.4	10.0	12.5	18.0
Rated Input Power Heating	W	1380	2200	2700	3910
Minimum Circuit Ampacity	A	21	27	34	37
MOP	A	25	30	35	40
<b>Outdoor Operating Temp Range</b>					
Cooling	°F	5~125	5~125	5~125	5~125
	°C	-15~52	-15~52	-15~52	-15~52
Heating	°F	-13~75	-13~75	-13~75	-13~75
	°C	-25~24	-25~24	-25~24	-25~24
<b>Linesets</b>					
Refrigerant	type	R454B	R454B	R454B	R454B
Liquid Line (Qty)	inch	1/4 (2)	1/4 (3)	1/4 (4)	1/4 (5)
	mm	6.35 (2)	6.35 (3)	6.35 (4)	6.35 (5)
Suction Line (Qty)	inch	3/8 (2)	3/8 (3)	3/8 (4)	3/8 (5)
	mm	9.52 (2)	9.52 (3)	9.52 (4)	9.52 (5)
Total Max Pipe Length	ft (m)	164 (50)	230 (70)	230 (70)	262 (80)
Each Max Pipe Length	ft (m)	82 (25)	82 (25)	82 (25)	82 (25)
Max Lift (IDU above ODU)	ft (m)	49 (15)	49 (15)	49 (15)	49 (15)
Max Lift (ODU above IDU)	ft (m)	49 (15)	49 (15)	49 (15)	49 (15)
Pre-Charge Pipe Length	ft (m)	49 (15)	73 (22.5)	98 (30)	123 (37.5)
Additional Charge Per ft	oz	0.16	0.16	0.16	0.16
<b>Physical Data</b>					
Unit Dimensions (H x W x D)	inch	33-7/8x26-3/8x12-1/4	38-3/8x32-7/8x14-1/8	38-3/8x32-7/8x14-1/8	38-3/8x32-7/8x14-1/8
	mm	860x670x310	975x835x360	975x835x360	975x835x360
Unit Weight	lb (kg)	101.4 (46)	160.6 (72.9)	169.8 (77)	172 (78)



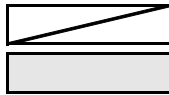
18HPC2-HH-B



24HPC3-HH-B, 36HPC4-HH-B and 42HPC5-XX-B

**Combination Table 18HPC2 - 36HPC4**

Outdoor HP	Indoor Fan Coils				
	Zone 1	Zone 2	Zone 3	Zone 4	Total
<b>18HPC2-HH-B</b>	9,000	12,000			21,000
	9,000	9,000			18,000
<b>24HPC3-HH-B</b>	12,000	18,000			30,000
	9,000	18,000			27,000
	9,000	12,000			21,000
	12,000	12,000			24,000
	9,000	9,000	12,000		30,000
	9,000	9,000	9,000		27,000
	18,000	24,000			42,000
<b>36HPC4-HH-B</b>	12,000	24,000			36,000
	9,000	24,000			33,000
	12,000	18,000			30,000
	18,000	18,000			36,000
	9,000	12,000	24,000		45,000
	9,000	9,000	24,000		42,000
	12,000	12,000	18,000		42,000
	9,000	12,000	18,000		39,000
	9,000	9,000	18,000		36,000
	9,000	18,000	18,000		45,000
	9,000	9,000	12,000		30,000
	9,000	12,000	12,000		33,000
	12,000	12,000	12,000		36,000
	9,000	9,000	9,000	18,000	45,000
	9,000	9,000	9,000	12,000	39,000
	9,000	9,000	12,000	12,000	42,000
	9,000	12,000	12,000	12,000	45,000
	9,000	9,000	9,000	9,000	36,000



Additional zones are not allowed


Allowable circuit for future expansion


System connection range is 80% - 130%

## Combination Table 42HPC5-XX-B

System	Indoor Fan Coils					
	Zone 1	Zone 2	Zone 3	Zone 4	Zone 5	Total
1	7,000	9,000	18,000			34,000
2	7,000	9,000	24,000			40,000
3	7,000	12,000	18,000			37,000
4	7,000	12,000	24,000			43,000
5	7,000	18,000	24,000			49,000
6	9,000	9,000	18,000			36,000
7	9,000	9,000	24,000			42,000
8	9,000	12,000	18,000			39,000
9	9,000	12,000	24,000			45,000
10	9,000	18,000	24,000			51,000
11	12,000	12,000	18,000			42,000
12	12,000	12,000	24,000			48,000
13	12,000	18,000	24,000			54,000
14	7,000	7,000	7,000	18,000		39,000
15	7,000	7,000	7,000	24,000		45,000
16	7,000	7,000	9,000	12,000		35,000
17	7,000	7,000	9,000	18,000		41,000
18	7,000	7,000	9,000	24,000		47,000
19	7,000	7,000	12,000	12,000		38,000
20	7,000	7,000	12,000	18,000		44,000
21	7,000	7,000	12,000	24,000		50,000
22	7,000	9,000	9,000	9,000		34,000
23	7,000	9,000	9,000	12,000		37,000
24	7,000	9,000	9,000	18,000		43,000
25	7,000	9,000	9,000	24,000		49,000
26	7,000	9,000	12,000	12,000		40,000
27	7,000	9,000	12,000	18,000		46,000
28	7,000	9,000	12,000	24,000		52,000
29	7,000	12,000	12,000	12,000		43,000
30	7,000	12,000	12,000	18,000		49,000
31	9,000	9,000	9,000	9,000		36,000
32	9,000	9,000	9,000	12,000		39,000
33	9,000	9,000	9,000	18,000		45,000
34	9,000	9,000	9,000	24,000		51,000

System	Indoor Fan Coils					
	Zone 1	Zone 2	Zone 3	Zone 4	Zone 5	Total
35	9,000	9,000	12,000	12,000		42,000
36	9,000	9,000	12,000	18,000		48,000
37	9,000	9,000	12,000	24,000		54,000
38	9,000	12,000	12,000	12,000		45,000
39	9,000	12,000	12,000	18,000		51,000
40	12,000	12,000	12,000	12,000		48,000
41	12,000	12,000	12,000	18,000		54,000
42	7,000	7,000	7,000	7,000	7,000	35,000
43	7,000	7,000	7,000	7,000	9,000	37,000
44	7,000	7,000	7,000	7,000	12,000	40,000
45	7,000	7,000	7,000	7,000	18,000	46,000
46	7,000	7,000	7,000	7,000	24,000	52,000
47	7,000	7,000	7,000	9,000	9,000	39,000
48	7,000	7,000	7,000	9,000	12,000	42,000
49	7,000	7,000	7,000	9,000	18,000	48,000
50	7,000	7,000	7,000	9,000	24,000	54,000
51	7,000	7,000	7,000	12,000	12,000	45,000
52	7,000	7,000	7,000	12,000	18,000	51,000
53	7,000	7,000	9,000	9,000	9,000	41,000
54	7,000	7,000	9,000	9,000	12,000	44,000
55	7,000	7,000	9,000	9,000	18,000	50,000
56	7,000	7,000	9,000	12,000	12,000	47,000
57	7,000	7,000	12,000	12,000	12,000	50,000
58	7,000	9,000	9,000	9,000	9,000	43,000
59	7,000	9,000	9,000	9,000	12,000	46,000
60	7,000	9,000	9,000	9,000	18,000	52,000
61	7,000	9,000	9,000	12,000	12,000	49,000
62	7,000	9,000	12,000	12,000	12,000	52,000
63	9,000	9,000	9,000	9,000	9,000	45,000
64	9,000	9,000	9,000	9,000	12,000	48,000
65	9,000	9,000	9,000	9,000	18,000	54,000
66	9,000	9,000	9,000	12,000	12,000	51,000
67	9,000	9,000	12,000	12,000	12,000	54,000

 Additional zones are not allowed

 Allowable circuit for future expansion  
System connection range is 80% - 130%



**33380 Zeiders Road, Suite 101  
Menifee, CA 92584**

**Phone 888-741-9775**

**Fax 760-480-8904**

**[www.multimfg-usa.com](http://www.multimfg-usa.com)**